

SLOAN[®]
Water Connects Us[®]



Sloan Healthcare Solutions

Healthcare innovations accessible to all

At Sloan, we understand that healthcare facilities face unique daily challenges. From infection control to accessibility, the needs of healthcare environments are diverse and demanding. That's why we've developed a comprehensive range of products that address these challenges and create safe, hygienic, and durable spaces for patients, staff, and visitors alike.

Our healthcare solutions combine cutting-edge technology with thoughtful design, making every interaction safer, more efficient, and user-friendly, which is key to patient loyalty. Whether touch-free faucets, ADA-compliant fixtures, or IoT products and systems, Sloan is committed to improving the healthcare experience at every level.

Performance Series Round Front Sink ELRF-81000 in SloanStone® Solid Surface White with Optima® EBF-650 Faucet and Sloan® ESD-600 Soap Dispenser in Polished Chrome and angled stainless steel enclosure. Royal® 111 ESS Flushometer in Polished Chrome with ST-2459 Wall-hung Water Closet and Sloan MF Angle Frame Mirror in Polished Chrome.

Equipped to fight infection

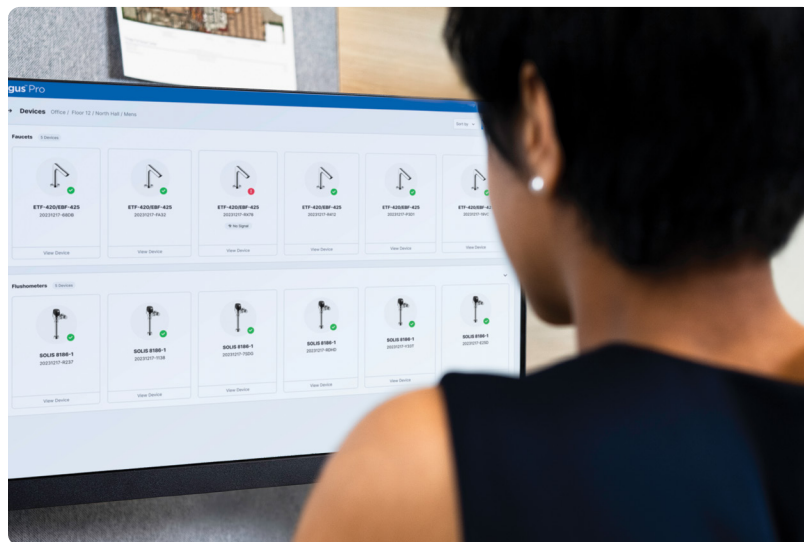
Infection control is a critical concern in healthcare, where healthcare-associated infections (HAIs) pose a significant risk to patients and staff. Sloan's innovative water management solutions help reduce this risk by ensuring proper line flushes and helping prevent harmful bacteria such as Legionella.

With Sloan Connect® and the SC Argus® Pro system, healthcare facilities can automate daily flushes for faucets and flushometers, maintaining optimal hygiene without manual intervention. Our smart systems provide complete control, allowing flushes to be scheduled at different times throughout the day, ensuring compliance with mandated water management protocols.


Smart products enable remote and automated line flushes to minimize the risk of stagnant water, odor, and microbial growth for a healthier, more hygienic restroom.




SOLIS® 8111-SMT Flushometer in Polished Chrome with ST-2459 Wall-mounted Water Closet.



SC Argus Pro gives the complete picture of your facility's hygiene by understanding faucet-to-flushometer activation ratios and average handwashing time.



Sensor-activated faucets and flushometers reduce touchpoints, promoting better hand hygiene and helping to limit the spread of infections.



SloanTec® Hydrophobic Glaze repels liquids and inhibits the growth of germs and bacteria, making the fixture easier to clean and keeping it cleaner longer.



Designer Series™ Counter Top Sink DSCT-82000 in Corian® Sparkling Granita with Optima® ETF-420 Faucet and Sloan® ESD-420 Soap Dispenser in Brushed Stainless. Sloan® MF Thin Frame Mirrors in Brushed Nickel and CX Concealed Flushometers in Brushed Stainless with SU-7419 Washdown Urinals.

Inclusive Restroom Design

Beauty is inclusive

At Sloan, we believe true beauty lies in inclusivity. Healthcare environments serve a diverse range of people—patients with physical disabilities, healthcare professionals, and visitors alike. That's why our inclusive design philosophy prioritizes safe, accessible, and welcoming restroom spaces for everyone.

Sloan's ADA-compliant fixtures, including enhanced reach sinks and touch-free products, provide intuitive, easy-to-use solutions for all users. Our two-height sink designs accommodate both adults and children, balancing functionality with style.

We also understand the importance of privacy and comfort. Designs with elevated partitions and multi-user layouts create an inviting space for all, whether in pediatric or elderly care facilities. Sloan's inclusive restroom solutions ensure that everyone feels seen, supported, and respected.



Two-height sinks cater to users of varying heights, open-front designs allow for enhanced reach, and sinks with rounded fronts feature soft edges, making them ideal for healthcare environments.



An angled enclosure at the sink with sturdy grab bars around the toilet offers enhanced accessibility, providing essential support for individuals with mobility challenges. Designed with ADA guidelines, it ensures safety, stability, and ease of use, fostering independence in everyday routines.



The Offset Adapter for G2, SOLIS®, and ECOS® Flushometers helps keep your facilities accessible. This unassuming adapter creates enough space for an ADA-compliant grab bar by lowering the total height of the flushometer by 1½ inches without having to relocate the water supply inlet pipe.

Designer Series™ Gradient Sink DSG-81000 in Corian® Designer White with Combination ESD-421 (Optima® EBF-425 Faucet and Sloan® ESD-420 Soap Dispenser) in Polished Chrome. WETS-8029.8018 Pressure-assisted Toilet.

A Safer Healthcare Environment

Responsibility reduces liability


Slips and falls are all too common in healthcare settings—especially in high-traffic areas like sinks and restrooms where water tends to collect. Sloan's AER-DEC® Integrated Sink System is the smarter solution. By seamlessly combining a faucet, soap dispenser, and HEPA-filtered hand dryer into one sleek system, it keeps water where it belongs—in the sink. This means fewer puddles, fewer slips, and a safer environment for everyone. Plus, with less water on the floor, you'll cut down on maintenance costs, keeping things cleaner and more efficient for patients and staff alike.

In behavioral health settings, where safety is non-negotiable, our Ligature-resistant Toilets offer peace of mind. Designed to reduce the risk of self-harm, they're built with the same care and attention to detail that defines every Sloan product.

Sloan's BASYS® Guided Handwashing Faucets' LCD display shows the CDC-compliant five-step handwashing process, providing optimal hygiene for every user. Many of Sloan's faucets, fixtures, sinks, and more, meet or exceed WELL Standards, including hygiene support Part 3, support of effective handwashing. Sloan's innovative solutions advance health and well-being in healthcare environments.



Lavatory SS-3065 and Ceramic Shroud SS-27-A with BASYS® EFX-177 Solar-powered Guided Handwashing Faucet in Polished Chrome. MF Angle Frame Mirror in Polished Chrome and Royal® BPW 1150 Flushometer in Polished Chrome with ST-2459 Wall-mounted Water Closet.



With the AER-DEC system, Sloan combines faucet, soap, and hand drying into one seamless solution, keeping floors dry and enhancing safety in every use.

Signature Series AER-DEC Integrated Sink System AD-82000 BASYS in Corian® Designer White with BASYS fixtures in Polished Chrome.



Providing a safe water temperature is important especially for healthcare and eldercare facilities. Sloan makes it easy to integrate Optimix® anti-scald hardware technology into new or retrofit projects. It's a simple way to meet anti-scald requirements of ASSE 1070 while keeping users comfortable and safe.

Optima® EAF-250 Faucets with Optimix Integrated Thermostatic Mixing Valve and Sloan® ESD-2000 Soap Dispensers in Polished Chrome.

Durable and Easy Maintenance Solutions

Minimal maintenance, maximum durability


Healthcare facilities demand durable, easy-to-maintain fixtures that can withstand heavy use. Sloan's products are designed with these needs in mind, helping healthcare providers save time and money on repairs and replacements.

Our bedpan washers, SloanTec® Glaze, stainless steel sinks, and solid surface sinks exemplify Sloan's commitment to quality and durability. These products are built to endure the rigors of healthcare environments, while our easy-to-maintain faucets and fixtures simplify the work for facility maintenance teams.

With Sloan, you get more than just products—you get reliable, durable solutions designed for easy upkeep.



Sloan's Top-fill Soap Dispensers eliminate the hassle and risks of going under the sink deck to refill soap reservoirs. The closed system also prevents unapproved contents from being added and eliminates air inside the reservoir that can lead to bacteria.



Sloan Optima® Faucets are a plumber-friendly powerhouse that reduce the time to install, service, and maintain faucets by 50% or more.



High-efficiency bedpan washers are designed to streamline patient care by simplifying cleaning and waste management.

Royal® BPW 1150 Flushometer in Polished Chrome with ST-2459 Wall-mounted Water Closet.



Performance Series Waterfall Sink ELWF-83000 in SloanStone® Solid Surface Matrix Dusk with Combination ESD-2001 (Optima® EAF-250 Faucet and Sloan ESD-2000 Soap Dispenser) in Polished Chrome.




Designer Series™ Open Front Sink DSOF-81000 in Silestone® Lime Delight with Combination ESD-1501 (EAF-150 Faucet and ESD-1500 Soap Dispenser) in Polished Chrome with laminated vertical cabinet style enclosure in Wilsonart® Coronado Oak and ML 2 Edge LED Mirror.



PVD finishes provide durable, beautiful finishes that resist fingerprints and dirt, ensuring a homelike aesthetic while meeting healthcare facility needs.

Optima® EAF-250 Faucet and Sloan® ESD-2000 Soap Dispenser in Graphite on Designer Series™ Open Front Sink DSOF-84000 in Corian® Designer White.



Sensor-operated products enhance usability and style, contributing to a comfortable and visually appealing healthcare environment.

Non-institutional Look

Instituting better design

Today's healthcare facilities are moving away from the cold, institutional designs of the past. Instead, there's a growing emphasis on creating spaces that feel warm, welcoming, and even homelike. This is especially important in elder care, where comfort, familiarity, and even the presence of therapy animals can make a significant difference in patient well-being.

Sloan understands the need for a balance between aesthetics and functionality in healthcare environments. Our touch-free, sensor-activated products blend seamlessly into these non-institutional settings, providing intuitive solutions that maintain hygiene standards while enhancing the overall look and feel of the space.

In multi-generational and rehabilitation facilities, where younger and older residents share spaces, design flexibility is key. Sloan's products are not only functional but can be integrated into multi-use areas that cater to diverse needs, ensuring that every user feels comfortable, no matter their age or ability.



Sloan DropSpot™ Bottle Fillers and Water Coolers are built for everyone and, when installed properly, meet ADA requirements.

DropSpot DRS100 Bottler Filler with refrigeration in Black Powder Coat.

Solutions for health facilities

Patient room

In patient care rooms, sensor-activated, ADA-compliant fixtures like touch-free faucets and soap dispensers help create a safe, comfortable, and hygienic environment. Reduced touchpoints and easy-to-clean surfaces—from hands-free sinks to accessible showerheads—support patient dignity while enabling caregivers to deliver consistent, high-quality care.

Performance Series AER-DEC® in SloanStone® Integrated Sink System ELAD-81000 Rush Street® in SloanStone Matrix White with Rush Street fixtures in Polished Chrome and ML 2 Edge LED Mirror. ECOS® 8111 Flushometer with ST-2459 Wall-mounted Water Closet. Act-O-Matic® Showerhead AC-11 with MCR-324-L PWT LED Button Assembly.



Public restroom

In larger healthcare restrooms where many patients, staff, and visitors pass through daily, Sloan's comprehensive restroom solutions help facilities maintain superior hygiene, durability, and accessibility. Sloan's unified product lineup—from reliable flushometers and faucets to sinks and soap dispenser—works together with easy-to-clean finishes and ADA compliance to create restroom environments that are safer, comfortable, and easier to maintain in high-traffic hospital settings.

Designer Series™ Gradient Sink DSG-86000 in Corian® Salt with Combination ESD-2001 (Optima® EAF-275-ISM Faucet and Sloan® ESD-2000 Soap Dispenser) in Polished Chrome and laminated vertical cabinet style enclosure in Wilsonart® White Oak PB Spice. MF Thin Frame Mirrors in Polished Chrome. SOLIS® 8186 Flushometers with SU-7009 Washdown Urinals.

Clinical examination room

In healthcare exam rooms, Sloan's Designer Series™ Sinks combine hygiene, durability, and elevated aesthetics with thoughtful customization to support clinician workflows creating welcoming environments that enhances patient comfort and supports infection control.

Designer Series Open Front Sink DSOF-81000 in Corian® Designer White with Clark Street® fixtures in Polished Chrome and laminated vertical cabinet style enclosure in Wilsonart® Cherry PB Toasted with ML 2 Inset LED Mirror. CX Concealed Flushometer in Polished Chrome with ST-2469 Wall-mounted Water Closet.



Solutions for health clinics



Surgical room

In surgical spaces where hygiene is critical, scrub sinks must deliver dependable, hands-free performance. Built from durable 14-gauge, Type 304 stainless steel with a bead-blast bowl finish, this sink supports efficient wash-down and easy disinfection. A knee-activated soap dispenser reduces touchpoints and helps limit cross-contamination, providing a clean, reliable solution for high-use surgical environments where safety and cleanliness come first.

Deluxe Scrub Sink ESS-3300 with Optima® ETF-700 Gooseneck Faucet.

Maternity room

Customizable Sloan sinks support clinician workflows with ADA-compliant, easy-to-clean surfaces tailored to each task zone. Paired with touch-free fixtures, their refined aesthetics and hygienic design create a calm, reassuring environment for expecting parents.

Designer Series™ Gradient Sink DSG-81000 in Corian® Designer White with Rush Street® Fixtures in Polished Chrome with laminated vertical cabinet style enclosure in Wilsonart® Walnut PB Ember.



Nurses station

In high-traffic healthcare hallways, nurse station sinks must support quick, hygienic handwashing. Sensor-activated faucets and soap dispensers provide hands-free operation to help reduce cross-contamination, while durable, easy-to-clean surfaces stand up to frequent use and disinfection. Designed for efficiency and low maintenance, these solutions support infection control without interrupting clinical workflows.

Designer Series™ Gradient Sink DSG-81000 in Corian® Designer White with Combination ESD-701 (Optima® EAF-700 Sensor Faucet and Sloan® ESD-700 Soap Dispenser) in Polished Chrome with laminated vertical cabinet style enclosure in Wilsonart® Fawn Walnut. DRS100 DropSpot On-wall Bottle Filler in Stainless Steel.



Waiting room

In healthcare waiting rooms, ADA-compliant DropSpot™ Bottle Fillers and Water Coolers provide hygienic, easy access to hydration. Touch-free operation helps reduce shared contact points, while durable stainless steel or powder-coated black finishes support easy cleaning and long-term use. DropSpot stations enhance the overall patient and guest experience in healthcare environments.

DRS120 DropSpot On-wall Bottle Filler with Bi-level Cooler in Black Powder Coat.

Solutions for a healthier future

Sloan offers a comprehensive range of products designed for healthcare environments. From faucets and flushometers to soap dispensers, sinks, and bedpan washers, our products meet the rigorous demands of healthcare settings. Every product in our healthcare line is engineered to meet industry standards, including ADA, WELL, and NSF-61 compliance, ensuring that you have the safest and most efficient solutions at your fingertips.

Explore our healthcare products at sloan.com/healthcare



Senor-activated Flushometers

G2 Exposed Sensor Water Closet Flushometer



Senor-activated Faucets and Soap Dispensers

ESD-701 combo: which includes EAF-750 Faucet and ESD-700 Soap Dispenser



Ligature-resistant Water Closets

ST-2539-LR Ligature-resistant Water Closet



Optimix Faucets

Optima® EAF-275 Solar-powered Faucet




Performance Series Round Front Sinks

SloanStone® Solid Surface 2-Station Wall-mounted Round Front Sink



BASYS Guided Handwashing Faucets

BASYS® Solar-powered Deck-mounted Guided Handwashing Display Faucet



LED Mirrors

Sloan ML 2 Inset Wall-hung LED Mirror



Signature Series AER-DEC Integrated Sink Systems

AER-DEC® 1-Station Wall-mounted Sink



IoT Products and Systems

Smart Flushometers, Smart Faucets, Smart Bottle Fillers, and SC Argus® Pro Remote Management System



Concealed Flushometers

CX Concealed Sensor Wall-mounted Water Closet Flushometer



Bottle Fillers and Water Coolers

DRS100 DropSpot™ On-wall Bottle Filler



Designer Series™ Sinks

DSG-82000 2-Station Gradient Sink



PWT Water Management System

Sloan® Concealed Solenoid (less sensor) Water Closet PWT Flushometer



Top-fill Soap Dispensers

Sloan® ESD-360 Deck-mounted Top-fill Foam Soap Dispenser



Stainless Steel Sinks

Stainless Steel 1-Station Wall-mounted Scrub Sink




Bed Pan Washer Flushometers

Royal® Exposed Manual Specialty Service Sink Bedpan Washer Flushometer



Service Sinks

Vitreous China Healthcare Service Sink



SloanTec Fixtures

SloanTec® Hydrophobic Glaze



Let Sloan help you create safe and hygienic healthcare spaces.

Ready to transform your healthcare facility with innovative solutions that prioritize hygiene, safety, and efficiency? Visit Sloan's healthcare landing page to learn more about our full product range, download detailed product information, and find out how Sloan can help you meet your healthcare facility's unique needs.

sloan.com/healthcare

SLOAN®

Water Connects Us®

World Headquarters

10500 Seymour Avenue
Franklin Park, IL 60131
U.S.A.

800.982.5839
sloan.com

©2026 Sloan Valve Company.
All Rights Reserved.

Follow Sloan

in @sloan
f /sloanvalvecompany
@ @sloan_valve
X @sloan_valve
▶ @sloan
📌 @sloanvalve

Front cover: Designer Series™ Weir Deck Sink DSWD-81000 in Corian® Designer White with Combination ESD-701 (Optima® EAF-700 Faucet and Sloan® ESD-700 Soap Dispenser) in Polished Chrome and angled stainless steel enclosure.

Back cover: Performance Series Gradient Sink QSGR-82000 in SloanStone® Quartz Coast Carrara with Combination ESD-701 (EAF-750 Faucet and ESD-700 Soap Dispenser) in Polished Chrome and angled stainless steel enclosure.