





Sloan delivers reliable, touch-free solutions for mass transit

For more than a century, Sloan has been a trusted partner for the world's busiest facilities. Our transportation solutions are designed with the pace of travel in mind. Sloan's smart water and restroom solutions support travelers' needs, reduce maintenance time, provide clean, safe water, and deliver durability where it matters most. From the latest integrated sinks to vandal-resistant fixtures and connected technologies, Sloan products are engineered for nonstop use.



Reduce germ transmission with touch-free technology



Promote hydration and environmental sustainability



Prevent vandalism and reduce maintenance costs



Ensure accessibility and support inclusiveness for all individuals



Find cost effective solutions that meet your facility's needs



Meet sustainability goals and support traveler wellness

Performance Series AER-DEC® in SloanStone® Integrated Sink System ELAD-83000 Rush Street® in SloanStone Solid Surface Cement with Rush Street style fixtures in Graphite and Sloan® MF Angel Frame Mirrors in Graphite.

TRAVEL CONVENIENCE

Accommodate every traveler

Travel restrooms must accommodate a broad spectrum of users: families rushing between flights, travelers with luggage, and people of all abilities. Sloan designs solutions that make facilities easier to use, easier to maintain, and inclusive for all.



Hydration on-the-go

Travelers depend on quick access to clean water. Sloan DropSpot™ Bottle Fillers and Water Coolers installed outside restrooms and along corridors make hydration effortless while supporting sustainability goals by cutting single-use plastic.

The DRS120 DropSpot Bottle Filler with Bi-level Cooler with high-right cooler mounting configuration in Stainless Steel finish.



Family and inclusive design

Parents and children can wash their hands side by side with dual-height Performance Series Waterfall Sinks. Integrated baby changing stations add comfort, while companion care restrooms give caregivers and travelers private, ADA-friendly spaces. These details transform restrooms into places that reduce stress for families and individuals on the move.

Performance Series Waterfall Sink ELWF-82000 in SloanStone® Solid Surface Matrix Dusk with Combination ESD-2001 (Optima® EAF-275 Faucet and Sloan® ESD-2000 Soap Dispenser) in Polished Chrome. Royal® 186 Manual Flushometer in Polished Chrome with SU-1009 Washdown Urinal.

Always open

Concealed flushometers provide maintenance staff chase access, enabling them to service one stall from the chase while the rest of the restroom remains open. In an environment where every minute matters, this means fewer interruptions and more uptime.

CX-8158 Concealed Sensor Flushometer in Brushed Stainless with ST-2459 Wall-mounted Water Closet.



HEALTH, SAFETY, AND WELLNESS

Health and safety at every connection

Transportation hubs need to meet the health, safety, and wellness needs of a variety of travelers. Protecting passengers from injury, as well as helping to eliminate exposure to germs and contaminants, is of the utmost importance. Sloan products are designed to help facilities meet stringent health, safety, and wellness standards.



Easily accessible

Optima Air® Hand Dryer's slim design meets ADA requirements without the need for a recess kit and includes a 35 second lockout feature if hands are not removed.

Optima Air EHD-701 Wall-mounted Hand Dryer in Matte White.

Wellness in design

ADA- and TAS-compliant sinks are designed with eased or rounded edges to prevent injury. Dual-height sinks pair child and adult wash stations. Integrated baby changing options and extended reach counters provide practical comfort and meet modern accessibility needs.

Performance Series Round Front Sink ELRF-81000 in SloanStone® Solid Surface Matrix White with Combination ESD-411 (Optima® EBF-415 Faucet and Sloan® ESD-410 Soap Dispenser) in Polished Chrome with angled stainless steel enclosure and Sloan MF Angle Frame Mirror in Polished Chrome.



Safe water

Sloan faucets meet NSF/ANSI 61 certification, ensuring travelers can confidently drink, wash, and refresh at any sink, and our bottle fillers with filters reduce Total PFAS and meet NSF-42, 53, and 401 standards. In environments where water quality directly impacts public trust, Sloan ensures safety is built into every fixture.

Optima® EBF-415 Faucet and Sloan® ESD-410 Soap Dispenser in Polished Chrome on Designer Series™ Gradient Sink DSG-82000 in Silestone® Classic Calacatta.



Smart prevention

With IoT-connected products using SC Argus® Pro and Sloan Connect®, line flushes can be programmed to reduce Legionella risk. Facilities can maintain better water safety records with connected monitoring tools.

Optima EBF-615 Faucet and Sloan ESD-600 Soap Dispenser in Polished Chrome on Designer Series Counter Top Sink DSCT-82000 in Corian® Sparkling White.



SAFER, CLEANER RESTROOMS

Restrooms for nonstop traffic

Restroom cleanliness is critical to overall traveler satisfaction—in fact, 93% of travelers rate restroom cleanliness as crucially important to their travel experience.¹

¹ *Cleaning & Maintenance Management, "Travelers Demand Cleaner, More Modern Restrooms in Airports and Lounges," April 2025*

Dry floors by design

Slip-and-fall incidents are one of the top liabilities in airports and other transportation facilities. AER-DEC® and FLITE-DEC™ Integrated Sink Systems combine faucets, soap dispensers, hand dryers, and sink basins into one unit. By keeping water contained, they help eliminate the risk of puddles on restroom floors, thereby reducing accidents and cleaning needs.

Signature Series AER-DEC Integrated Sink System AD-84000 BASYS® in Corian® Dove with BASYS fixtures in Polished Chrome and vertical cabinet style enclosure in Wilsonart® Pinnacle Walnut. Sloan® MF Angle Frame Mirrors in Polished Chrome.

Touch-free

Contactless use of sensor-operated faucets, soap dispensers, hand dryers, and flushometers reduces the risk of disease transmission for passengers by reducing touch points.

Optima® EBF-415 Faucet and Sloan® ESD-410 Soap Dispenser in Polished Chrome on Designer Series™ Gradient Sink DSG-82000 in Silestone® Nolita.



Cleaner fixtures, less scrubbing

SloanTec® Hydrophobic Glaze resists bacteria, stains, and buildup on toilets, urinals, and lavatories. This keeps fixtures looking newer for longer and reduces maintenance cycles.

SloanTec-glazed ST-2459 Wall-mounted Water Closet with SOLIS® 8111 Flushometer in Polished Chrome.

MAINTENANCE & VANDALISM PREVENTION

Built for heavy use and easy maintenance

Keeping restrooms clean and well-maintained is a challenge for every facility, especially with regard to staffing. Employee turnover for janitorial staff can be as high as 400% annually,² and 57% of maintenance teams say their biggest challenge is finding enough technicians.³

² 4M Building Solutions, "Why is Employee Retention So Important in Commercial Cleaning?" November 2024

³ MaintainX, "The State of Industrial Maintenance 2024"



Service-friendly


The CX Flushometer's concealed design helps prevent vandalism and allows the flexibility of servicing all the repair parts single-handedly in front of the wall, through the wall plate, as well as via a plumbing chase.

CX-8198 Concealed Flushometer in Graphite with SU-7419 Designer Urinal.

Protected surfaces

Anti-graffiti mirror films and vandal-resistant faucets preserve the look of high-traffic restrooms, even under constant stress.

Sloan® ML 4 Edge LED Mirror with graffiti film.



Soap without the hassle

Top-fill dispensers simplify refills and prevent spills. Holding up to 2,000 dispenses per refill, they reduce staff workload and keep sink decks clear.

ESD-360 Top-fill Soap Dispenser and Optima® EAF-350 Faucet in Polished Chrome on Designer Series™ Counter Top Sink DSCT-83000 in Corian® Limestone Prima.



Everlasting durability

Performance Series Sinks in SloanStone® Solid Surface material resist scratches, stains, and heavy impact. Seamless design with rounded interiors keeps cleaning quick and sinks debris-free.

Performance Series Deluxe Lavatory Countertop Sink ELC-82000 in SloanStone Solid Surface Fog with integrated stainless steel enclosure with Optima EAF-275-ISM Faucet in Brushed Nickel. ECOS® 8186 Flushometer in Brushed Nickel on SU-1009 Urinal.



AIRPORT AREAS

Inclusive spaces for modern travel

From airline lounges to family rooms, Sloan adapts to unique needs across the airport.

Companion restrooms

Accessible and touch-free fixtures make assistance a relief for travelers and companion caregivers alike.

Signature Series AER-DEC® Integrated Sink System AD-81000 BASYS® in Corian® Designer White with BASYS fixtures in Polished Chrome, angled stainless steel enclosure, and Sloan® ML 2 Edge LED Mirror. CX 8158 Concealed Sensor Flushometer in Polished Chrome finish with ST-2469 Wall-mounted Water Closet.



Airline lounges

Premium designs with LED mirrors, polished chrome faucets, and elegant Designer Series™ Sinks elevate member-only restrooms to match hospitality standards.

Designer Series Gradient Sink DSG-81000 in Silestone® Et Statuario with Combination ESD-2001 (Optima® EAF-275-ISM Faucet and Sloan® ESD-2000 Soap Dispenser) in Polished Chrome with angled stainless steel enclosure and Sloan® ML 4 Inset LED Mirror.

Family restrooms

Integrated baby changing stations and space for strollers, bags, and luggage create calm, inclusive spaces for families navigating the airport.

Signature Series FLITE-DEC™ Integrated Sink System in Silestone Et Calacatta with Polished Chrome fixtures, bag hooks, and baby changing station with laminated vertical cabinet style enclosure in Wilsonart® Asian Night. Sloan MF Angle Frame Mirror in Polished Chrome.





AIRPORT AREAS

Restrooms where traffic never stops

Gate and baggage claim restrooms endure relentless use. Sloan provides durable, efficient products that keep them functional around the clock.

Gate restrooms

Integrated sinks reduce clutter, while high-capacity soap systems prevent messy refills during peak times.

Signature Series FLITE-DEC™ Integrated Sink System in Corian® Ash Concrete with Graphite fixtures and bag hooks with laminated vertical cabinet style enclosure in Wilsonart® Ruskin Oak. Sloan® MF Angle Frame Mirrors in Graphite.



Bottle fillers between restrooms

Bottle fillers positioned between men's and women's restrooms keep hydration accessible without stepping inside.

DropSpot™ DRS100 Bottle Filler in Stainless Steel finish.



Baggage claim restrooms

Cost-effective Performance Series Sinks in SloanStone® Solid Surface material with touch-free faucets, soap dispensers, and hand dryers deliver dependable service in one of the most trafficked parts of the airport.

Performance Series Round Front Sink ELRF-81000 in SloanStone Solid Surface Thunder Gray with angled stainless steel enclosure with Combination ESD-2001 (Optima® EAF-275-ISM Faucet and Sloan® ESD-2000 Soap Dispenser) in Polished Chrome. Sloan XLERATOR® Wall-mounted Hand Dryer in Matte White.

Beyond the airport

Sloan extends trusted performance to train stations and bus depots.



Train stations

Gradient and Arrowhead Performance Series Sinks pair durability with aesthetics for busy station restrooms.

Shown above: Performance Series Arrowhead Sink ELA-82000 in SloanStone® Solid Surface White with Combination ESD-501 (BASYS® EFX-250-ISM Faucet and Sloan® ESD-500 Soap Dispenser) in Polished Chrome.

Station corridors

Bottle fillers in shared areas help keep commuters hydrated without the need for restroom stops.

Opposite-bottom: DropSpot™ DRS110 Bottle Filler in Stainless Steel finish.



Bus depots

Vitreous china lavatories and vandal-resistant faucets bring Sloan reliability to high-traffic bus depots.

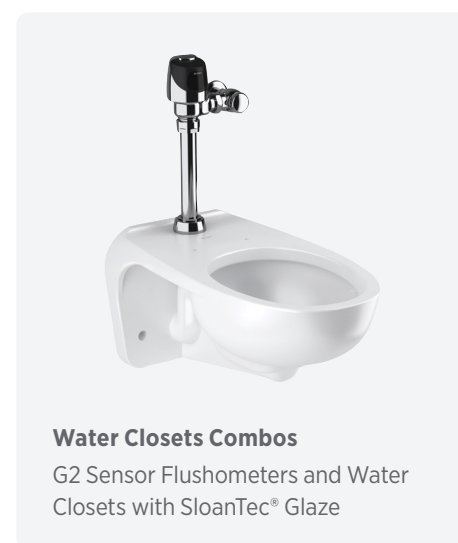
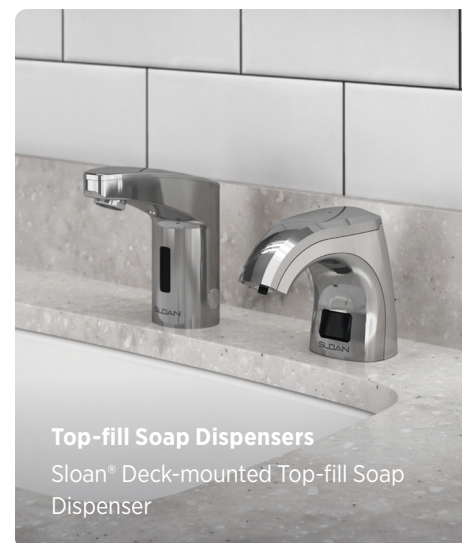
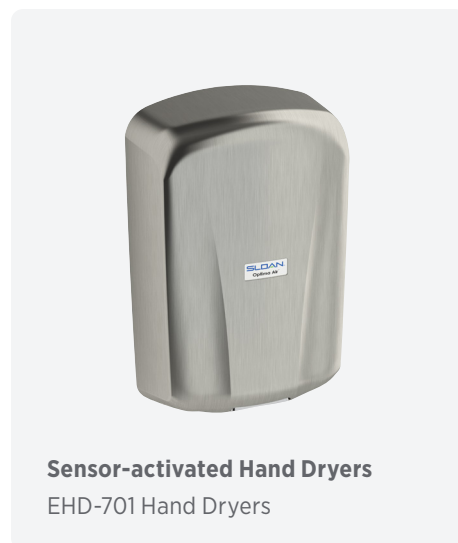
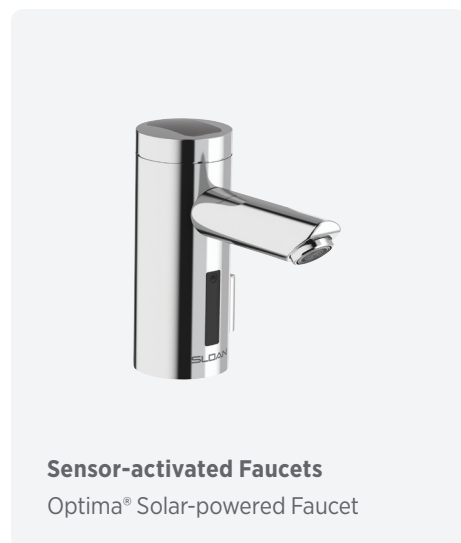

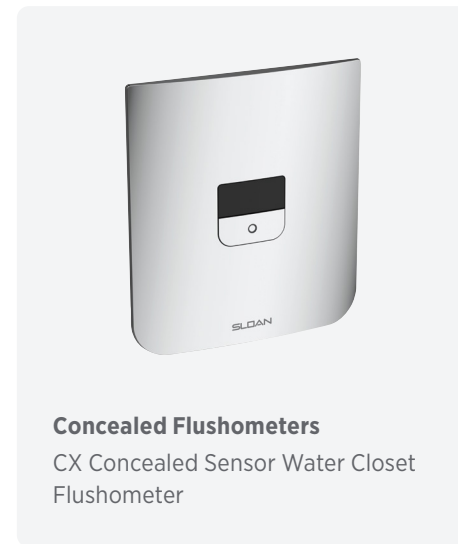
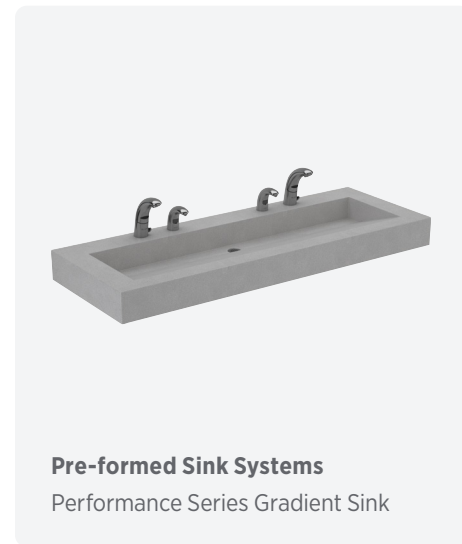

SS-3106 Wall-mounted Ledgeback Lavatory with Optima® EBF-650 Faucet in Polished Chrome.



Sloan, your travel partner

For over a century, Sloan has supported the world's busiest facilities with durable, serviceable, and sustainable restroom products. In transportation, our solutions help keep travelers moving while reducing risks and costs for operators. From touch-free faucets and fixtures with SloanTec® Hydrophobic Glaze to advanced connected monitoring and high-capacity soap systems, Sloan brings reliability and performance to every terminal, station, and depot.

Explore our transportation products at sloan.com/transportation





Explore Sloan's complete transportation portfolio at sloan.com/transportation

SLOAN®

Water Connects Us®

World Headquarters

10500 Seymour Avenue
Franklin Park, IL 60131
U.S.A.

800.982.5839
sloan.com

©2026 Sloan Valve Company.
All Rights Reserved.

Follow Sloan

in @sloan
f /sloanvalvecompany
@ @sloan_valve
X @sloan_valve
▶ @sloan
P @sloanvalve

Front cover: Signature Series FLITE-DEC™ Integrated Sink System in Corian® Quartz Calacatta Villa with Polished Chrome fixtures, bag hooks, and custom angled stainless steel enclosure.

Back cover: Signature Series AER-DEC® Integrated Sink System AD-84000 BASYS® in Corian Silver Birch with BASYS fixtures in Polished Chrome and angled stainless steel enclosure. SOLIS® 8111 Sensor Flushometer in Polished Chrome with ST-2459 Wall-mounted Water Closet.